



## MEMO

**TO:** Pablo Arroyave, Chief Operating Officer  
**FROM:** Raymond Tarka, Director of Finance  
Darlene Neves, Accounting Supervisor  
**SUBJECT:** FY24 O&M Budget to Actual Report  
**DATES:** 08.07.23 FAC and 08.10.23 BOD

### 2023 Water Year (FY 3/1/23-2/28/24 attachment 1

Self-Funding actual expenses (paid and pending) for SLDMWA Routine O&M through June 30, 2023 are under budget by \$146,767. This favorable variance is the result of under-budget operating expenses at all facilities except for above-budget expenditures at the DCI and Lower Pool.

### Outstanding

#### 2021 Water Year (FY 3/1/21-2/28/22)

WY21 Final Accounting letters and supporting information were sent to members on Friday, July 21, 2023. Members have until August 21, 2023 to make payment on any balances due. Staff will be sending refunds to those members with overpayments on August 16, 2023.

#### 2022 Water Year (FY 3/1/22-2/28/23)

Staff continues reconciling WY22 deliveries with members and assembling draft contractor records for the WY22 Final Accounting.

#### Intertie O&M Cost Recovery

WY12 to WY20 Intertie True-Up: outstanding, no cost recovery. Refunds were sent out in November, 2021, the final reports are expected to be drafted upon completion of the WY21 Final Accounting referenced above.

#### Audited Financial Statements FY2023

FY2023 Audit is underway and staff is working to provide the auditors with all necessary information for a timely audit.



San Luis & Delta Mendota-Water Authority  
08.07.23 FAC and 08.10.23 BOD

ANNUAL R, O&M BUDGET BY COST POOLS MARCH 1, 2023 - FEBRUARY 28, 2024

	Total	UPPER	Intertie	Volta Wells	LWR/POOL	O'NEILL O&M		
						DIRECT	STORAGE	SL DRAIN
DMC	\$ 7,767,002	\$ 4,686,609			\$ 3,080,393			
JPP	\$ 5,489,363	\$ 5,489,363						
WW	\$ 204,730	\$ 153,547			\$ 51,183			
Intertie O&M / DWR Conveyance	\$ 270,805		\$ 270,805					
Volta Wells	\$ 69,935			\$ 69,935				
Mendota Pool	\$ 195,462				\$ 195,462			
O'Neill	\$ 3,205,351					\$ 1,602,675	\$ 1,602,675.35	
SL Drain	\$ 245,213							\$ 245,213
<b>Total</b>	<b>\$ 17,447,862</b>	<b>\$ 10,329,520</b>	<b>\$ 270,805</b>	<b>\$ 69,935</b>	<b>\$ 3,327,039</b>	<b>\$ 1,602,675</b>	<b>\$ 1,602,675</b>	<b>\$ 245,213</b>

R, O&M BUDGET BY COST POOLS THROUGH: JUNE 30, 2023  
33.33%

	Total	UPPER	Intertie	Volta Wells	LWR	O'NEILL O&M		
						DIRECT	STORAGE	SL DRAIN
DMC	\$ 2,589,001	\$ 1,562,203			\$ 1,026,798			
JPP	\$ 1,829,788	\$ 1,829,788						
WW	\$ 68,243	\$ 51,182			\$ 17,061			
Intertie O&M / DWR Conveyance	\$ 90,268		\$ 90,268					
Volta Wells	\$ 23,312			\$ 23,312				
Mendota Pool	\$ 65,154				\$ 65,154			
O'Neill	\$ 1,068,450					\$ 534,225	\$ 534,225	
SL Drain	\$ 81,738							\$ 81,738
<b>Total</b>	<b>\$ 5,815,954</b>	<b>\$ 3,443,173</b>	<b>\$ 90,268</b>	<b>\$ 23,312</b>	<b>\$ 1,109,013</b>	<b>\$ 534,225</b>	<b>\$ 534,225</b>	<b>\$ 81,738</b>

R, O&M Actual COSTS BY COST POOLS THROUGH: JUNE 30, 2023

	Total	UPPER	Intertie	Volta Wells	LWR	O'NEILL O&M		
						DIRECT	STORAGE	SL DRAIN
DMC	\$ 2,723,626	\$ 1,643,436			\$ 1,080,190			
JPP	\$ 1,547,428	\$ 1,547,428						
WW	\$ 42,098	\$ 31,574			\$ 10,525			
Intertie O&M / DWR Conveyance	\$ 184,282		\$ 184,282					
Volta Wells	\$ 8,536			\$ 8,536				
Mendota Pool	\$ 53,461				\$ 53,461			
O'Neill	\$ 1,062,213					\$ 531,106	\$ 531,106	
SL Drain	\$ 47,543							\$ 47,543
<b>Total</b>	<b>\$ 5,669,187</b>	<b>\$ 3,222,438</b>	<b>\$ 184,282</b>	<b>\$ 8,536</b>	<b>\$ 1,144,176</b>	<b>\$ 531,106</b>	<b>\$ 531,106</b>	<b>\$ 47,543</b>

R, O&M BUDGET vs Actual COSTS THROUGH: JUNE 30, 2023

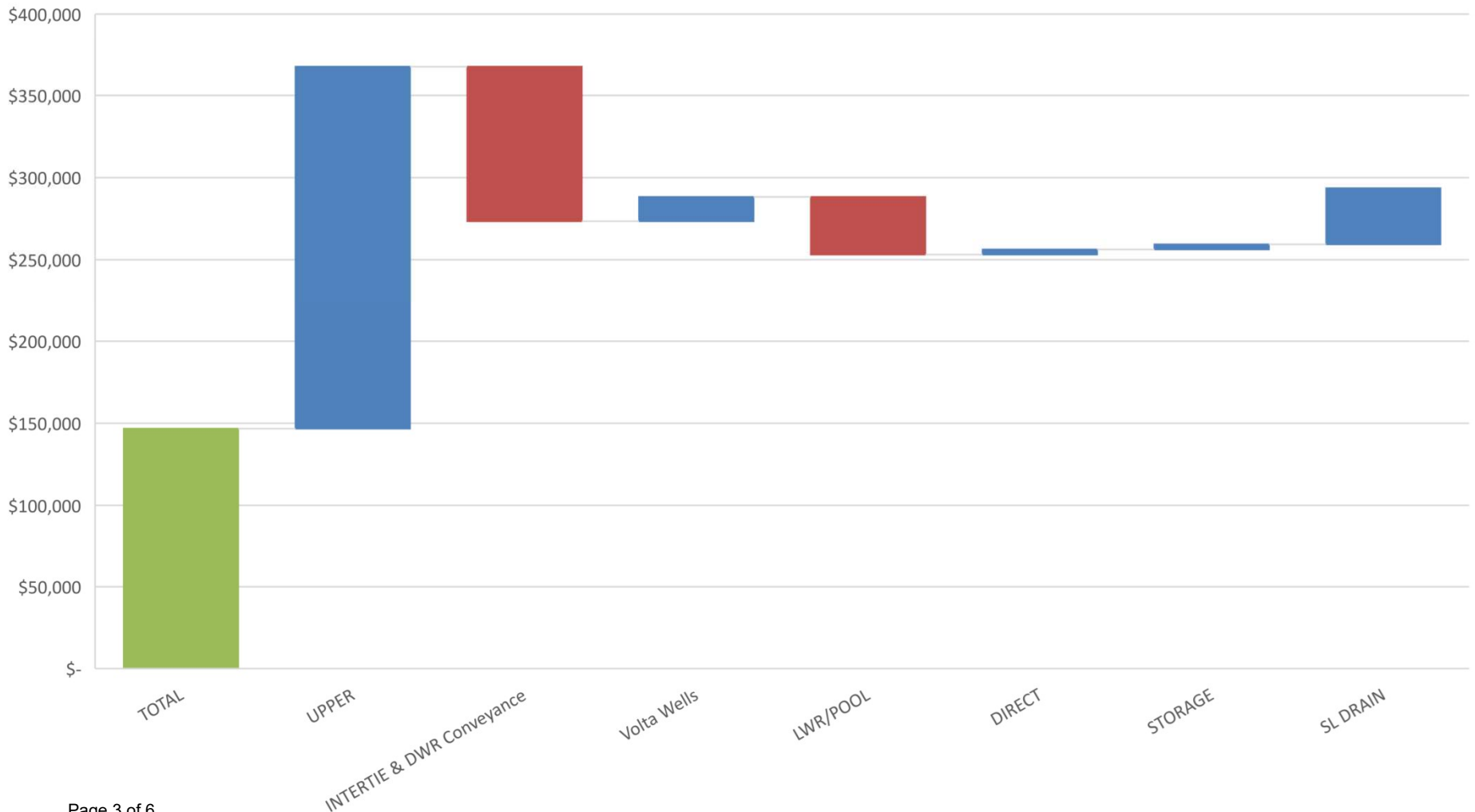
	TOTAL	UPPER	INTERTIE & DWR			LWR/POOL	O'NEILL O&M		
			Conveyance	Volta Wells			DIRECT	STORAGE	SL DRAIN
R, O&M Budget	\$ 5,815,954	\$ 3,443,173	\$ 90,268	\$ 23,312	\$ 1,109,013	\$ 534,225	\$ 534,225	\$ 81,738	
R, O&M Actual	\$ 5,669,187	\$ 3,222,438	\$ 184,282	\$ 8,536	\$ 1,144,176	\$ 531,106	\$ 531,106	\$ 47,543	
Difference	\$ 146,767	\$ 220,736	\$ (94,014)	\$ 14,776	\$ (35,163)	\$ 3,119	\$ 3,119	\$ 34,195	
			UNDER	UNDER	OVER	UNDER	UNDER	UNDER	
			2.523525% UNDER BUDGET						



]

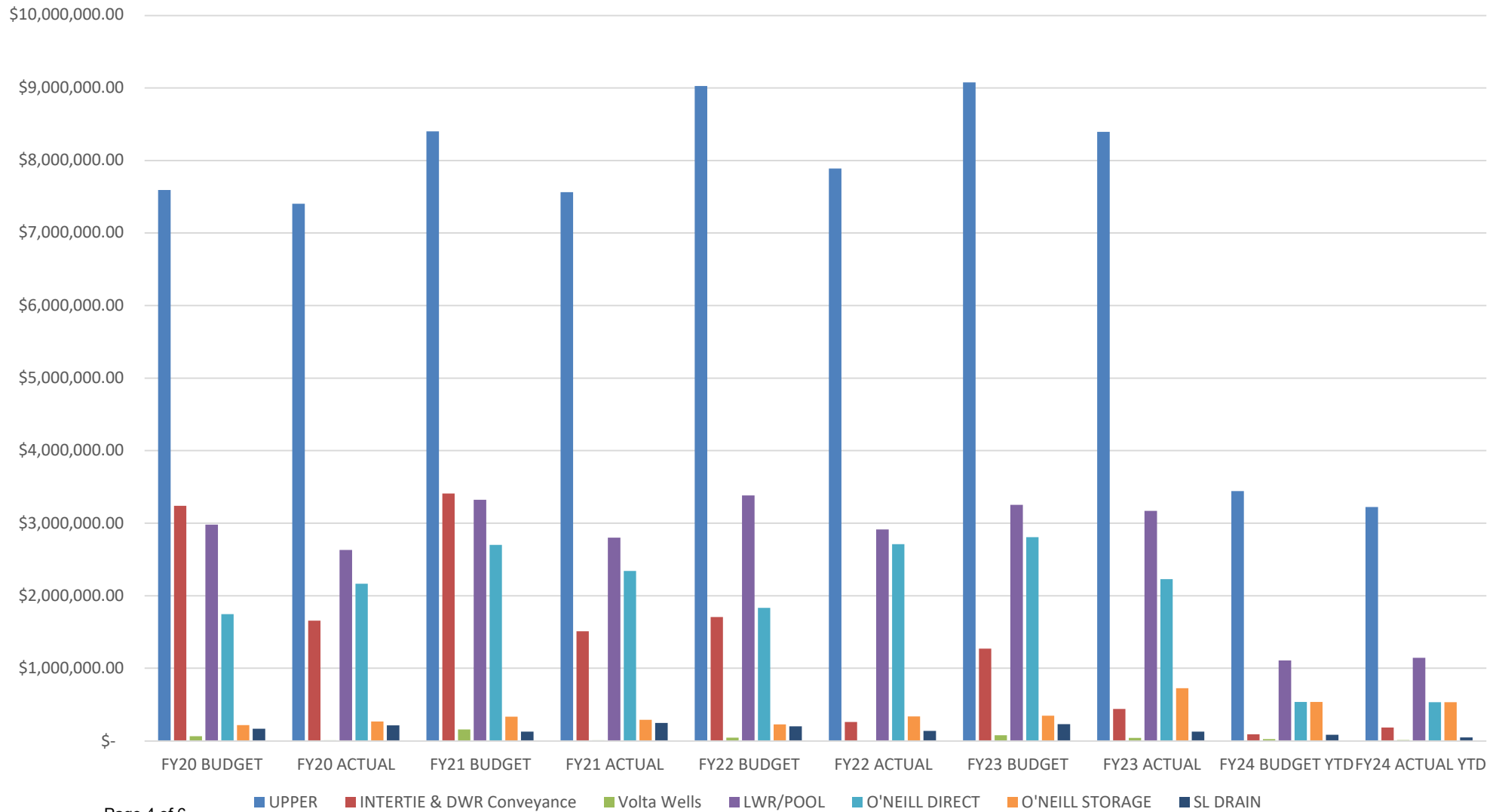
**San Luis & Delta Mendota Water Authority**  
**FY24 Budget to Actual Report through June 30, 2023**  
**BUDGET VARIANCES**  
**FAC 08/07/2023 BOD 08/10/2023**

■ Increase    ■ Decrease    ■ Total



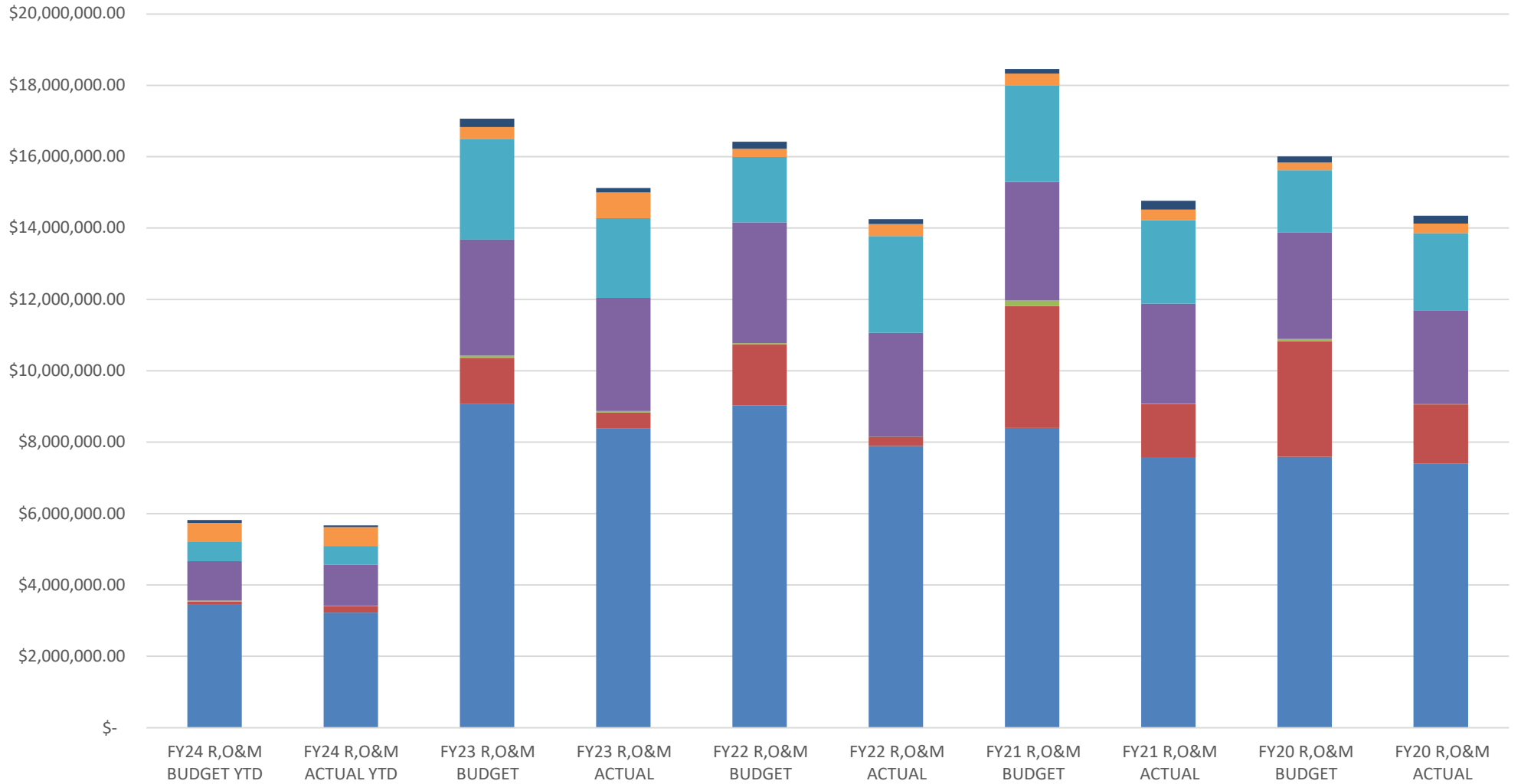


**San Luis and Delta-Mendota Water Authority**  
**O&M Budget to Actual**  
**FY20-FY24 YTD ( 06/30/2023)**  
**FAC 08/07/2023 BOD 08/10/2023**





**San Luis and Delta-Mendota Water Authority**  
**O&M Budget to Actual**  
**FY20-FY24 YTD ( 06/30/2023)**  
**FAC 08/07/2023 BOD 08/10/2023**





**San Luis and Delta-Mendota Water Authority  
HISTORICAL O&M BUDGET TO ACTUAL TOTAL  
FY20-FY24 YTD ( 06/30/2023)  
FAC 08/07/2023 BOD 08/10/2023**

